
How to reset your password

Community Apps

Forgot your password? These instructions go through how to get it reset.

Reset Password

Step 1

Navigate to the login window of Community Apps and click on **I have forgotten my password**.

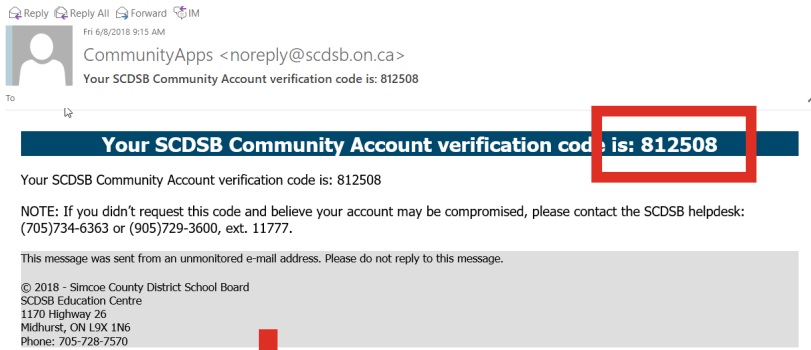
Step 2

Enter the email address that you used to create your account, complete the CAPTCHA and hit Send Verification Code.

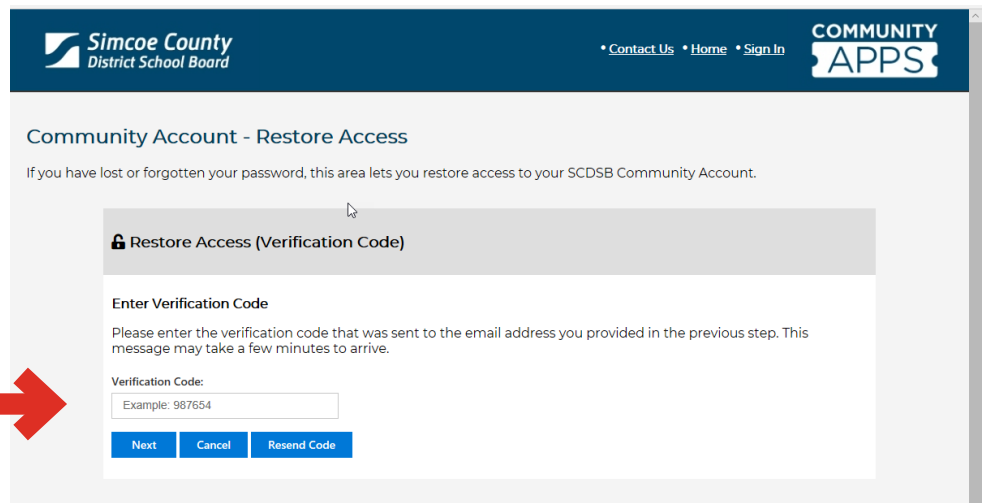
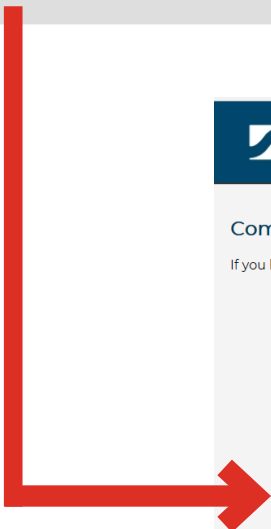
If you typed in the wrong email address, you will get an error message letting you know the address is not valid.

Step 3

Check your email. You should have received an email from Community Apps with your Verification Code. Copy the code into the Community Apps window and hit Next.



Didn't receive the email? Please check your junk folders.



Step 4

Enter your new password twice and choose Update Account. If your new password meets the criteria you will be brought to a confirmation page.

